



STATISTICS INDONESIA

The Agent Of Trustworthy
Statistical Data
For All

HOW INDONESIAN SBR CAN DEPICT THE GLOBALIZATION OF THE INDONESIA ECONOMY





PROFILING IN INDONESIA





WHAT DATA ARE GATHERED?

01



THE SCOPE OF PROFILING

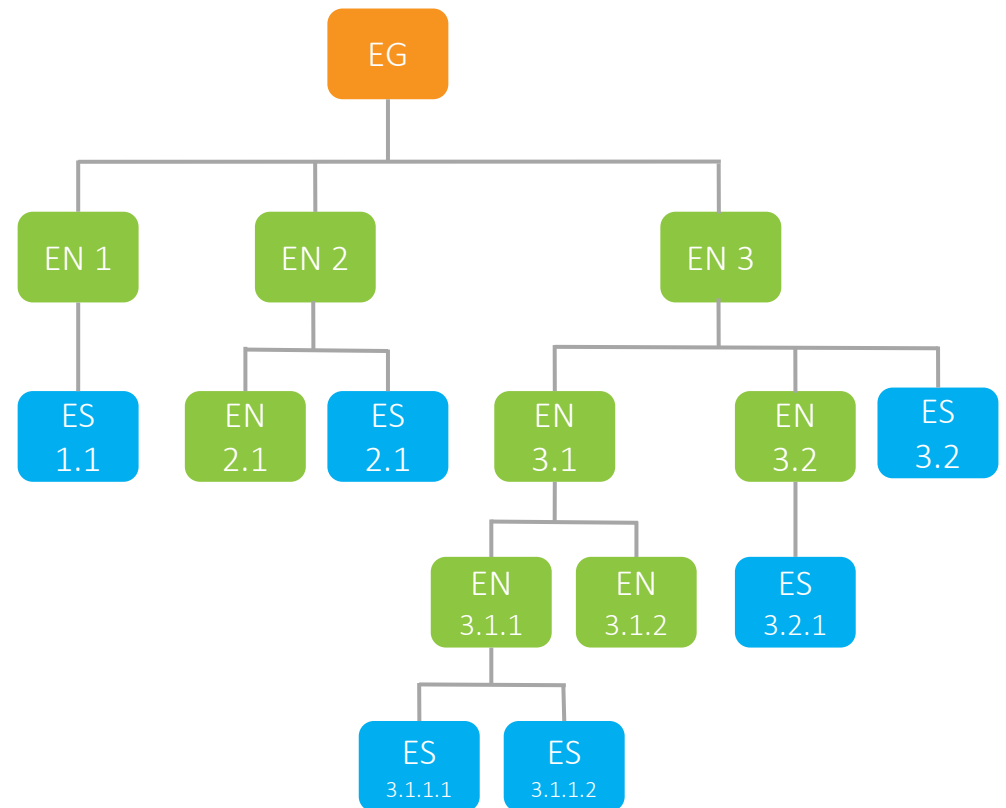


100 Top Groups in The
GlobeAsia List 2015



State-owned Enterprise of
Indonesia

STATISTICAL UNITS ARE PROFILED





- BPS collects separate informations of the large enterprises in Indonesia through the Large and Medium Business Survey
- BPS keeps track of foreign affiliate's data
- BPS does not separate contract manufacturing from manufacturing on own account
- Currently, BPS does not link business and trade statistics



HOW TO GATHER THE DATA?





2013

Collected data from SMA's business directories

Field profiling for Sinar Mas Group

2014

Profiled 100 Top Groups by GlobeAsia Magazine 2013

Collected data from administrative data in the region

Field profiling for groups in Jakarta

2015

Profiled 100 Top Groups by GlobeAsia Magazine 2015

Collected data from administrative data in the region

2016

2016 Economic Census

2017

Profiled 100 Top Groups by GlobeAsia Magazine 2017
(have not inputed into the SBR system yet)

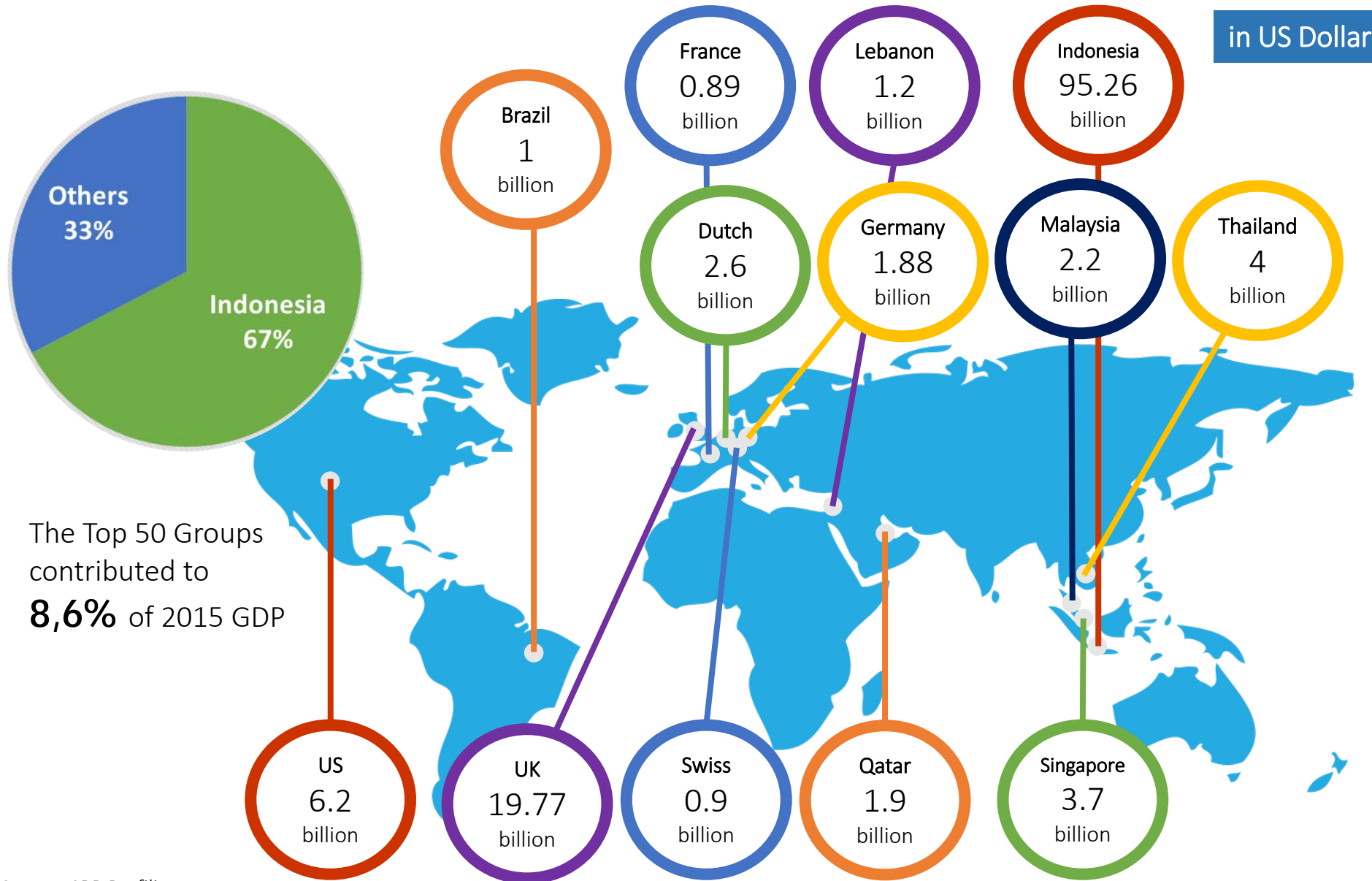


CAPTURING THE GLOBALIZATION WITH PROFILING DATA



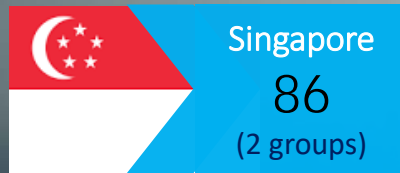



The Total Revenue of The Top 50 Groups in Indonesia Based on Their Origin Countries (2015)





The Total Enterprise of The Top 50 Groups in Indonesia Based on Their Origin Countries (2015)





CONCLUSION

“ SBR can depict the globalization in Indonesia economy by profiling ”





Thank You



Jl. Dr. Sutomo 6-8 Jakarta 10710



(021) 3841195, 3842508, 3810291



(021) 3857046



bpshq@bps.go.id



Badan Pusat Statistik (Page)



[@bps_statistics](https://twitter.com/bps_statistics)